



Bring our specialist into your classroom!

MFL French: Superb Guidance, 144 Richly Resourced Lessons & Projects

THE solution for all primary school teachers.

Format: Online

Course duration: 20 hours

[Download fact-sheet](#)

[Register your interest](#)

[To learning centre](#)

[Enrol €95.00](#)



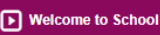
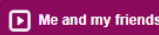

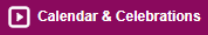
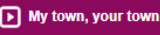
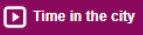
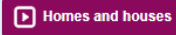
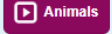

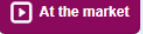


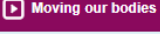

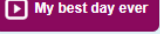
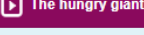


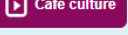


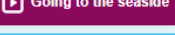
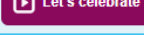
About the Course

This course is for ALL 3rd to 6th Class teachers, and no prior knowledge of French is required. We begin an immersive French language learning experience right from the very beginning, and you will learn, in the same way as the children, with Emilie, our virtual French language specialist, taking you through the content, lesson by lesson. Emilie will build your language competence and confidence to the standard required for you to deliver each of the 42 lessons to your students when back in the classroom, using the 'Video2Teach' approach on the supporting Primary Languages Network Ireland Platform. It's all simple, good fun and immensely enjoyable. So park any of those nerves!

NOTE: *No live sessions, all lessons are pre-recorded with Emilie, our native French speaker and delivered to you using the incredible 'Video2Teach' classroom approach, mirroring how you will use the language platform and workbook with your students. As you work through the course, you can complete the workbook and, in that way, experience what your students will experience!*

With this summer course, you get **four months FREE access to our Primary Languages Network Ireland Online Platform** - containing:

Six units of Six Lessons per Unit at each Class Level from **3rd to 6th Class**

Home 3rd Class ↓ 4th Class ↓ 5th Class ↓ 6th Class ↓				
				
Term	3rd Class (\$1)	4th Class (\$2)	5th Class (\$3)	6th Class (\$4)
Autumn 1				
Autumn 2				
Spring 1				
Spring 2				
Summer 1				
Summer 2				

Each unit has **Six Lessons**.

[Home](#) [3rd Class](#) [4th Class](#) [5th Class](#) [6th Class](#)



Primary French SoW

3rd Class – Stage 1 MFL Curriculum

Autumn 1 - A new Start

Lesson 1	Lesson Plan	Greetings (1)	I can say and write a greeting and a farewell in French.
Lesson 2	Lesson Plan	Greetings (2)	I can ask and answer the question "How are you?"
Lesson 3	Lesson Plan	Greetings (3)	I can say "My name is ..." and ask "What is your name?" in French.
Lesson 4	Lesson Plan	Numbers (1)	I can say some numbers between 0 and 10.
Lesson 5	Lesson Plan	Numbers (2)	I can remember and write some numbers between 0 and 10.
Lesson 6	Lesson Plan	Colours	I can say some colours in French.

[Medium Term Plan](#) [Knowledge Organiser](#) [Puzzle it out Assessment](#) [Teacher Upskilling](#)

Each lesson is video-instructed, using the ‘Video 2 Teach’ MFL approach.

The video below is from Lesson 1, Third Class.

Emilie is your ‘Language Specialist’ and will be with you, your school and your classes all the way from third class to sixth class, at every stage of your language learning journey. Emilie is our very own enthusiastic native French-speaking teacher.

Each unit has Six Lessons. Each unit also has a **Medium-Term plan** that captures the key learnings.

Medium Term Plan

Stage 1 - A new start

Autumn Term 1



In this module:

During this half term the children will look at France as a country and start the early stages of conversation building to include greetings, feelings and names. The children will also be introduced to numbers and colours.

Through songs, games, native speaker clips and independent tasks, they will explore the following content, topics and language:

Greetings

- Discover where France is in the world
- Learn how to say greetings in French
- Learn how to ask and answer how they are feeling
- Learn how to ask somebody their name, and how to introduce their name in French

Numbers

- Learn to say and remember numbers from 1 to 10

Colours

- Learn to say colours in French

Learning Objective for each lesson:

- 1) I can say and write a greeting and a farewell in French.
- 2) I can ask and answer the question 'How are you?'
- 3) I can say 'My name is...' and ask 'What is your name?' in French.
- 4) I can say some numbers between 0 and 10.
- 5) I can remember and write some numbers between 0 and 10.
- 6) I can say some colours in French.

[Examples of work – A new start](#)

Key Performance Indicators

Can say a greeting. Can respond to a question about feelings and name. Can attempt a question about name and feelings. Can remember and say most numbers from 1 to 10. Can say at least four colours.

Each unit has a **Knowledge Organiser** where you can listen to vocabulary and phrases, and practise your pronunciation.

Knowledge organiser: A new start

Greetings Bank

▶ 0:00 / 0:13

Salut - Hi
Bonjour – good morning/hello
Bonne après-midi – good afternoon
À bientôt – see you soon
Au revoir- good bye

Colours Bank

▶ 0:00

bleu- blue
blanc-white
rouge-red
noir-black
jaune-yellow
vert –green
orange – orange
rose – pink

Fact bank

"H" is just a "breath" in French. Try saying the number 8 in French "huit".

Question and answer Bank

▶ - :

Comment ça va?- how are you?
Ça va bien – I am feeling good
Ça va très bien – I am feeling really good
Ça va comme ci, comme ça- I am feeling okay
Ça va mal- I am not feeling good
Ça va très mal- I am feeling really bad

Comment t'appelles -tu?- What are you called?
Je m'appelle.... I am called

▶ 0:00

Numbers Bank

▶ 0:00 / 0:25

zéro - 0
un - 1
deux- 2
trois - 3
quatre- 4
cinq - 5
six - 6
sept - 7
huit- 8
neuf - 9
dix- 10

Phonics

▶ 0:00

"oi" (noir, trois, au revoir)

Grammar Bank

Colours are words that describe objects. We call them "**adjectives**". Watch out in French every time we meet the colours as the spelling might change to match the object the colour describes.

When you ask a question in French you can turn a sentence into a question **by raising the pitch of your voice at the end** of the question. e.g. Ça va? Ça va.

What other interactive areas are there within the units?

- There are the medium-term plans, lesson plans and knowledge organisers
- There is the 'teacher upskilling area', where teachers take an interactive test on the content focus of the unit, e.g. vocabulary, phrases, phonics, etc. It is great fun, and who doesn't want that 100% score?
- Within each lesson, there are several features to support teaching, learning and assessment

through the Interactive Whiteboard at the top of your classroom. We have warm-up activities, the learn section, the supporting games, the task to be completed, and the vocabulary to be tested.

- There are assessments and success criteria, language detective skills, interactive game playing on unit learning outcomes, and samples of children's work.



This is the most comprehensive platform ever, and ready to support and facilitate Ireland's primary school teachers to deliver exciting, engaging and immersive lessons in September 2025!

ALSO, everybody receives a FREE Workbook 1. This is the 44-page workbook that ALL senior classes will need in September 2025 to begin the phased implementation of MFL.



Here is a sample of the workbook, featuring 14 pages from the 44-page book.

A Four-Year Process - Phasing in of Primary MFL – September 2025 to September 2028

- September 2025 - ALL classes begin their MFL journey and complete the Third-Class Programme with Workbook 1
- September 2026 - Third Class do Workbook 1, but Fourth / Fifth / Sixth now do Workbook 2
- September 2027 - Third Class Workbook 1, Fourth Class Workbook 2, Fifth & Sixth Class Workbook 3
- September 2028 - Third Class Workbook 1, Fourth Class Workbook 2, Fifth Class Workbook 3 and Sixth Class Workbook 4

That completes the phased introduction of MFL, and all classes have now reached their level.

- Step 1: Enrol now on your Summer 2025 EPV Training Course for MFL and gain FREE

access to the PLN Ireland Portal with all the interactive and immersive lessons, presented by language specialists. Access to the PLN Network opens on July 1.

- Step 2: Order your class set of French or Spanish Workbooks for all senior classes
- Step 3: Deliver one lesson a week, for 1 hour per week from September 2025, using the PLN Platform. There are 42 lessons in total.

Enrol now for our 2025 Summer Inservice French Course and avail of the MFL solution!

On completion of your four-month trial on the platform, you will have the option to recommend the platform to your school for membership if you wish. School membership will give ALL teachers in your school access to the platform. Here are the costs:

- Small school (100 pupils or less) - €159 plus VAT
- Medium school (101-200 pupils) - €239 plus VAT
- Large school (More than 200 pupils) - €319 plus VAT

For now, enrol and enjoy a course full of lessons and resources and get yourself ready to teach French next September.

NOTE:

The online format of this course enables you to study at a time and place that best suits your own needs.

You can access your course from July 1st to August 22nd 2025.

Within this highly interactive web-based course, a dynamic learning experience awaits. You can interact with your fellow course participants through the in-course chat forums and communication tools provided by the CPD College learning system.

Our friendly and knowledgeable tutors actively support each course, providing expert interaction, guidance and feedback for all participants on chat questions and assignments which call for critical reflection, self-analysis and a reasoned response.

On successful completion of your course, you can download and print off your CPD record and certificate of completion.

We look forward to welcoming you to your course.

Learning outcomes

Teachers will be able to:

1. Prepare French language learning and cultural awareness experiences guided by knowledge

-
- of the content, principles, practices and pedagogy of the MFL Draft Guidelines, the PLC & other key Department pointers to best practice
2. Create an inclusive, purposeful, pupil-centred language learning environment that is themed for units of language & vocabulary e.g. 'Our Town' 'At the Café', centred on themed cultural displays e.g. 'French & Irish Cities.'
 3. Plan rich integrated thematic French language units that are culturally focused & language-targeted, incorporating lessons, activities and assessments
 4. Revise, learn, practice and build out their own French language skills & competencies across vocabulary, phrases, pronunciations and language functions
 5. Optimally operate the CPD College language learning platform and its units and comprehensive digital resources designed to support non-specialist primary teachers in delivering (MFL) instruction
 6. Build language skills using the video-based learning environment that features a large number of lessons within themed units, led by a specialist French language teacher Emilie, who interactively models pronunciation, vocabulary, and conversational structures
 7. Incorporate the 'Video to Teach' lesson approach to MFL, pausing at key moments to engage students in discussion and practise, whilst employing strategies for active participation, role-play, and interactive games, as they build oral skills
 8. Implement effective language teaching practices e.g. language immersion, (CLT), role-plays and dialogues; (TPR), storytelling and songs, games (GBL), pair & group work etc.
 9. Build awareness of language connections between English, Irish, & French through rich cultural awareness project-based activities
 10. Strengthen assessment and feedback practices, e.g. oral check-ins, peer assessments, pronunciation and fluency checks etc.

Modules

Module 1 - Introducing your class to French: We begin our exciting MLF journey by setting out and exploring the rationale for MFL, together with a synthesis of the great guidance & pointers that we distil and disseminate from 'Languages Connect', The Primary Framework, the PLC and The 'Say Yes to Languages' initiative etc.

We introduce the CPD College learning platform containing rich language lessons + projects, where teachers acquire teaching ideas around an awareness of languages and cultures and build out their own communicative competence with Emilie, our French specialist.

We present the Communicative Language Teaching (CLT) approach + songs & stories. We detail project-based learning activities to build awareness of French language and culture.

Teachers become students : Under themes, teachers learn and practice key vocabulary, phrases and language functions through Emilie's instructed videos. They take part in staged assessments e.g. vocabulary + pronunciation tests. They explore and reflect on units & lesson plans.

Theme 1: A New Start

-
- Let's learn French! Greetings
 - Project - Discover where or Origin of words & expressions
 - Learn how to say greetings in French
 - Learn to ask and answer how they are feeling
 - Learn to ask somebody their name and to introduce their name in French
 - Numbers: Learn to say and remember numbers from 1 to 10
 - Colours: Learn to say colours in French

Theme 2: Calendars & Celebrations: Theme is fireworks, perfect for Halloween.

- Learning the days of the week, months, etc., through our Videos 2 Teach Approach with Emilie.
- Fireworks colours: Revisit and recall colours.
- Learn new colours
- Calendar Time: Learn the names of days of the week / Follow a story about days of the week / Learn the months of the year / Recognise the nouns written down / Express their birthday month. Date: Write the date in French.
- Celebrations: We explore Christmas traditions in France.

Module 2 - Building confidence: We detail the 'Multisensory Approach to Language Instruction', together with the idea of using game-based learning to support teaching a new language.

In the themes below, teachers learn and practice key vocabulary, phrases, and language functions through Emilie's instructed videos. They take part in staged assessments e.g. vocabulary + pronunciation tests. They explore and reflect on module lesson plans. We scope projects e.g. to explore and make connections across languages.

Theme: Animals - this unit introduces teachers to nouns, they learn the plurals of animal nouns and express which animal they have as well as which one is their favourite. Teachers go on to follow a story about animals and use this as a model to write their own sentences. Through songs, games, native speaker clips, independent tasks and a story, they will explore:

- Animal nouns: Learn the nouns for animals / Learn the plural for animal nouns.
- Animal sentences: Learn to say which animal they have / Learn how to say what their favourite animal is.
- Animal story: Follow a story about animals / Write sentences about animals using a model.

Theme: The Hungry Giant - revisit numbers 0-20 and introduce polite requests, and finish with an enjoyable simple target language story, board game and performance about "The Hungry Giant". Through songs, games and independent tasks, they will explore:

- Fruit and vegetable nouns: Singular and plural nouns for some fruits and vegetables
- Revisit numbers 0-20 in French.
- Hungry Giant: Follow and understand a simple story / Say and write a polite request / Play a simple board game / Join in with retelling a story / Create your own "Hungry Giant" story.

Additional Themes:

-
- The French Carnival = Cultural insight into Carnivals in France + Opportunity to design a carnival mask + Theme:
 - Going on a Picnic (French Food).

Module 3 - Expanding vocabulary and sentences: We continue our immersive language learning journey by exploring the research on using scaffolding and sentence builders to support effective language instruction for students. We reflect on the opportunities for language immersion as a methodology for teaching a new language.

Next, we dive into the themes below, where teachers learn and practice key vocabulary, phrases and language functions through Emilie's instructed videos. They take part in staged assessments e.g. vocabulary & pronunciation tests.

Theme: My Town Teachers learn shop names in town, explore shopping in France, and practise asking for shop locations. Through songs, games, native speaker clips, and tasks, we focus on:

- Fireworks: Revisit and recall colours / Write a 4-line poem or rhyme about fireworks using colours and numbers.
- Classroom commands: Practise classroom instructions / Practise writing useful commands.
- Places in town: Explore what shopping is like in France, similarities and differences between here and in France / Practise asking where something is / Respond with the structure 'Here is...' / etc.
- Review sample language & awareness projects e.g. projects to investigate how languages relate to and influence each other.

Theme 2: Alien Family

- We introduce an alien family and learn the nouns for family members & introduce one family member, using this as an opportunity to recall personal information.
- We learn facial features in French, learning nouns in the singular and plural, and use them to describe the face of an alien.
- Through songs, games, native speaker clips and tasks, teachers will learn the nouns for parts of the face / Learn the plural for parts of the face nouns / Write simple sentences to describe an alien's face.

Additional themes presented in the above format:

- Theme 3: Welcome to My School
- Theme 4: Moving Our Bodies
- Theme 5: At the Doctors + Jungle Animals
- Theme 6: Summertime

Module 4 - Meaningful conversation: We begin with a presentation and reflection on using learning through movement (TPR) to support language instruction and a suite of activity suggestions, such as using the French equivalent of Simon Says (Jacques a dit) to stand up, sit down, etc.

Next, we spotlight the opportunities for cross-curricular integration and embedding French into other subjects to provide meaningful language connections. Again – we scope project-based

learning activities e.g. to investigate languages in use across the school and link to data in maths. Then, it's off into language learning zone to practice key vocabulary, phrases and language functions through Emilie's instructed videos, to complete vocabulary & pronunciation tests and reflect on unit lesson plans.

Theme: Let's Visit the City In the city

- Explore a city in France to include reading and understanding facts
- Look at nouns for places in a city, including shops
- Explore language for buying tickets to a tourist attraction, including the polite request
- Describe a city in the role of a tour guide.
- Souvenir shopping: Learn and remember nouns for souvenirs
- Recognise and understand prices
- Ask for a price.

Theme: Off to the Beach Today!

- We learn about beaches in France and items you take to the seaside.
- They familiarise themselves with persuasive sentences about visiting the seaside to create and perform a spoken advert and a leaflet about visiting the seaside.
- In my beach bag: Find out about beaches in France / Learn nouns for items to take to the beach.
- Come to the beach! Use persuasive sentences to create and perform a spoken advert about the seaside
- Use persuasive sentences to create a leaflet about the seaside.
- Sandcastle sentences: Create sentences about the seaside using conjunctions.

Additional themes in the above format:

- Theme 3: Me & My Friends
- Theme 4: At the Market
- Theme 5: Clothes
- Theme 6: Out of this World (Planets)

Module 5 - Embedding French into the classroom & beyond: As we enter the final stages, we now pull together the knowledge (what students learn) - Vocabulary, Grammar, Pronunciation rules, cultural knowledge etc and skills (what students can do) - Speaking skills, reading skills, writing skills etc. and showcase the full immersive that can support any school's imminent MFL journey.

We synthesise research and propose the power of inquiry-based learning to support the teaching of French and cultural awareness (e.g. why do French people greet each other with kisses on the cheek?), along with using Pair and Group work to support collaborative language practise.

Next, into the language learning zone we go to practice key vocabulary, phrases and language functions, through Emilie's instructed videos, to complete vocabulary & pronunciation tests and reflect on unit lesson plans.

Project: find out about the culture of going to cafés in France. Through games, native speaker clips and independent tasks, they will explore the following themes:

Theme: Café culture

- Learn about the culture of going to cafés in France
- Learn vocabulary for food and drinks and express opinions about them
- Create a menu. At the café: Learn phrases to politely order food and drink at the café
- Play games to familiarise yourself with café roleplay language and phrases
- Write and perform café conversations.

Theme: Houses & Homes Through games, native speaker clips and independent tasks, they will:

- Learn nouns for rooms in a house
- Learn nouns for furniture in the house
- Read, say and write descriptive sentences
- Explore French castles and new nouns associated with castles

Additional themes in the above format:

- Theme 3: This is Me
- Theme 4: Playing Sports
- Theme 5: My Best Day Ever
- Theme 6: Let's Celebrate

[Download our Intouch Advert - May/June 2025](#)