








MODULE 1	MODULE 2	MODULE 3	MODULE 4	MODULE 5
<b>The Development of Jolly Phonics</b>	<b>Jolly Phonics and the five basic skills</b>	<b>Teaching with Jolly Phonics</b>	<b>Teaching for the rest of the first year</b>	<b>Review of relevant research</b>
Introduction by Sue Llyod	Jolly Phonics - a synthetic phonics programme	Daily lessons	Extending phonic knowledge and improving reading and writing skills	Overview
In the beginning: where it all began	A timetable of the five basic skills	<b>Teaching the first group of letter sounds: Day 1</b>	Parents' support	Knowing the letter sounds
The research programme and the results	Talking to parents	Introduction	Improving reading skills	Factors affecting children's ability to read
The persistence of the real book approach	Comprehension	Introducing the first letter sound: /s/	Blending and segmenting	Letter names and letter sounds
The Phonics Handbook	<b>Learning the letter sounds</b>	The /s/ story	Jolly Readers: moving on to the Yellow Level	Letter formation and handwriting
The Jolly Phonics programme	The 42 letter sounds	Hunt the letter sound	Tackling the last levels of Jolly Readers	Blending
The spread of Jolly Phonics	Learning the sounds	Forming the letter <s>	Alternative letter-sound spellings	Segmenting
The principles of Jolly Phonics	Rate of introduction	Beginning to teach blending	Alternative vowel spellings	Left and right hemisphere processing
<b>Phonics and Me</b>	Introducing the sound sheets	Identifying the /s/ sound in spoken words	Reading beyond the Jolly Readers	<b>Studies using Jolly Phonics</b>
Woods Loke Primary School and the 'Sound Start'	Letter sound practise	The sound sheets	Reading comprehension	Overview
My first weeks as a teacher	Introducing the letter sounds: some useful tips	Further activities to help learn the sounds	Improving writing skills	Toronto Study
Spelling as a challenge	Introducing the digraphs	The sound books	Guided writing	Clackmannanshire Study
The Initial Teaching Alphabet (I.T.A.)	Order of introduction	Teaching /s/ with Jolly Phonics for the Whiteboard	Independent writing	Clackmannanshire follow-up study
The birth of Jolly Phonics	Revising the letter sounds	Teaching /s/ with the Phonics Pupil and Teacher's Books	Writing activities	London docklands study
<b>Different teaching methods</b>	Letter sound revision activities	<b>Teaching the first group of letter sounds: Day 2</b>	Conclusions	South Gloucestershire Study
Synthetic phonics	Sound books - how to make them	Introducing the /a/ sound	Measuring progress	Other studies
Synthetic phonics teaching	Letter names	Forming the letter <a>	<b>Support for struggling children</b>	Summary of findings
Analytic phonics	Pairs game	Beginning to teach blending	Identifying the problem	Outline of specific findings
Onset and rime	Alternative spellings of letter sounds	Identifying the /a/ sound in spoken words	Revisiting the five basic skills	Books on the teaching of reading
Analytic phonics reading books	Supplementary work	Further activities	Teaching in small groups	<b>Jolly Phonics materials</b>
Making the difference between a good reader and a poor one	Helping a struggling child	<b>Teaching the first group of letter sounds: Day 3</b>	Ideas for supporting the learning of letter sounds and letter formation	Introduction to Jolly Phonics materials
How easy is it to learn words as wholes?	Conclusions	Introducing the /t/ sound	Activities for improving letter-sound knowledge: group work	School in a first year classroom
<b>Teachers' experiences</b>	<b>Learning letter formation</b>	Forming the letter <t>	Activities for improving letter-sound knowledge: individual or group work	Schools in which pupil books are preferred
Christine Love's teaching experiences	Pencil hold	Blending words	Activities for improving blending: individual or group work	Preschool
O'Sullivan Beach Primary School - Making News	Letter formation	Identifying the /t/ sounds in spoken words	Blending initial consonants & short vowels	At home
Teachers' experiences at Torrens Primary School in Australia	Writing in the air	<b>Teaching the first group of letter sounds: Day 4</b>	Activities for blending words: individual or group work	British and American English, Precursive and Print letters
<b>Reading and Writing</b>	Basic knowledge needed for good handwriting	Introducing the /i/ sound	Activities for blending words: groups work	The Phonics Handbook
The skills needed for reading	The formation of the 'caterpillar c'	Forming the letter <i>	More blending games	Jolly Phonics Pupil and Teacher Books
How do we read words?	Capital letters	Blending words	Encouraging silent blending	Jolly Phonics Pupil and Teacher Books - View transcript
The processes involved in reading	Joined-up writing	Identifying the /i/ sound in spoken words	Reading phrases and sentences	Jolly Phonics Starter Kit
How do we write words?	Conclusion	<b>Teaching the first group of letter sounds: Day 5</b>	Activities for identifying the sounds in words: individual work	Jolly Phonics Word Book
The processes involved in writing	<b>Reading (blending)</b>	Introducing the /p/ sound	Activities for identifying the sounds in words: group work	Jolly Phonics DVD
Uncommon letter-sound spellings	Introducing blending	Forming the letter <p>	Word building activities	Jolly Phonics for the whiteboard
<b>The English Alphabetic Code</b>	Blending the letter sounds	Blending words	Activities for reading tricky words	Jolly Phonics Games CD
The complicated code	Blending written words	Identifying the /p/ sound in spoken words	Spelling tricky words	Jolly Phonics resources CD
What makes the English code so complex?	Why might some children find blending difficult?	Further activities	Spelling tips	Finger Phonics Books
Digraphs can cause added complexity	Teaching blending	<b>Teaching the first group of letter sounds: Day 6</b>	Activities for spelling tricky words	Jolly Stories
Phonics and linguistics	Blending with digraphs and consonant blends	Introducing the /n/ sound	More hints for spelling	Jolly Phonics Workbooks and Activity books
Additional sounds beyond the 42	Blending practice	Forming the letter <n>	A typical lesson plan	Jolly Phonics Wall Frieze
The letter 42 sounds and alternatives	Word boxes	Blending words	Conclusions	Jolly Phonics Letter Sound Poster
<b>History</b>	Introducing the word boxes	Identifying the /n/ sound in spoken words	<b>Frequently asked questions</b>	Jolly Phonics Alternative Spelling and Alphabet Posters
An introduction to the teaching of reading	Reading books	Further activities	What are the most important skills for literacy?	Tricky Word Wall Flowers
The teaching of reading in the 1960s	Introducing storybooks	<b>Teaching the second group of letter sounds</b>	Don't all schools teach phonics?	Trick Word Hat
James Pitman's Initial Teaching Alphabet	Reading schemes	Introducing the second group of letter sounds	What do you do if a child comes to school already reading?	Jolly Phonics Cards

The teaching of reading in the 1970s	Helpful hints for blending	Teaching ⟨c⟩ and ⟨k⟩	How much time should be spent on Jolly Phonics teaching?	Letter sound strips
Language in action	Helpful hints for teaching the vowels	Useful activities	Should the letter names be taught at the same time as the letter sounds?	Jolly Phonics Puppets
The teaching of reading in the 1980s	The vowel hand	Progress	Is it important to teach phonemic awareness before introducing letters?	Jolly Songs
Ideas of the 'Oxford Group'	Further hints: shy i and toughy y	<b>Teaching the third group of letter sounds</b>	What do you do in a typical day?	Jolly Jingles
The teaching of reading in the 1990s	Further hints: soft c and soft g	Introducing the third group of letter sounds	Should synthetic phonics be used for all children?	Jolly Phonic Read and See
The National Literacy Strategy	Further hints: alternatives	Introducing consonant blends	Is it advisable to teach JPH to children who cannot speak English?	Jolly Readers
Why Children Can't Read'	Conclusions	Further activities	How do you deal with differences in accent?	The Jolly Grammar handbooks 1 & 2 and the Jolly Dictionary
The teaching of reading from 2000 onwards	<b>Identifying the sounds in words</b>	<b>Teaching the fourth group of letter sounds</b>	Teaching Jolly Phonics in a non-English-speaking country?	<b>Additional information</b>
Letters and Sounds Programme				
<b>Discussion Forum Questions</b>	Hearing the sounds in words	Introducing the fourth group of letter sounds	What do you do about newcomers in an existing class?	Glossary of terms
	Counting the sounds	Introducing digraphs: /ai/	What does 'tweaking' mean?	PowerPoint presentation to colleagues or parents
	Identifying the sounds	Regular Practice	What is an irregular word?	Jolly Phonics presentation (1.7MB)
	Segmenting	Dictating words with digraphs	Are there silent letters?	Information on UK Phonics Screening Test
	Encoding and decoding	Introducing digraphs: /ee/ and /or/	Teaching Jolly Phonics to nursery or kindergarten children?	Useful reading references
	Consonant blends	<b>Teaching the fifth group of letter sounds</b>	Should parents always be encouraged to read to their children?	<b>Discussion Forum Questions</b>
	Digraphs	Introducing the fifth group of letter sounds	What is dyslexia?	
	Segmenting activities	Introducing letter names	How important is memory?	
	Sound identification activities	Developing the children's letter-sound knowledge	Does phonetic spelling cause problems later on?	
	The letter board	Sounds and actions	What is the difference between a high-frequency word and a tricky word?	
	Dictation	<b>Teaching the sixth group of letter sounds</b>	Does it matter if our school uses a different style of handwriting?	
	Dictation of words with consonant blends	Introducing the sixth group of letter sounds	Does synthetic phonics help children with speech and language problems?	
	Independent writing	Useful activities for letter sound revision	What should I do with a child who blends every word?	
	Helpful hints: independent writing	The alphabet	Do you need all the parts of the programme to start teaching?	
	Developing independent writing	Capital letters	What should I do if decodable readers are not available for my class?	
	Marking policy	Introducing tricky words	Should teachers still read storybooks in class?	
	Conclusions	<b>Teaching the seventh group of letter sounds</b>	Why do boys tend to be poorer at reading than girls?	
	<b>Tricky words</b>	Introducing the last group of letter sounds	Is there a timetable for the introduction of the various elements?	
	The 72 Jolly Phonics tricky words	Introducing the Sound /er/	What is guided reading?	
	Introducing the tricky words	Short and long vowels	How important are parents in the teaching of reading?	
	Teaching the spelling of tricky words	Tricky Words	What are sight words?	
	Look, copy, cover, write, check	Developing the children's reading and writing skills	<b>Timetable - teaching for the entire first year of Jolly Phonics</b>	
	Word wall	Jolly Phonics characters	Timetable - First year of Jolly Phonics	
	Say it as it sounds	The Red Jolly Readers	<b>Discussion Forum Questions</b>	
	Mnemonics	Reading the Jolly Readers		
	Word families or patterns	Reading books		
	Does it look right?	<b>Discussion Forum Questions</b>		
	Vowels			
	Vowels: helpful hints for spelling			
	Conclusion			
	<b>Decodable readers</b>			
	Decodable readers			
	The Jolly Readers			
	Choosing an appropriate book			
	<b>Discussion Forum Questions</b>			

## IN-COURSE MEDIA

 300 multimedia pages	 67000 words	 96 Sue Lloyd videos	 43 other videos
 25 Audio files	 100 downloads	 21 forum discussions	

 **Click to visit course website**